

A



a



alligator.

Aa is for

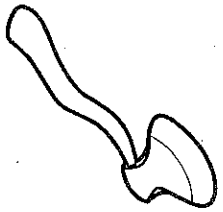

ax.

and



apple

Aa is for

Aa is for



ant

and



antlers.



My Aa Book

Name _____

Everything Alphabet • ©The Mailbox® Books • TEC61112

Fold-and-Go Booklet: To make a booklet, cut on the bold line. Fold along the thin horizontal line (keeping the programming to the outside) and then fold along the thin vertical line (keeping the cover to the outside).

The A Tree

Circle each A.





B

B



b

Bb is for



bee

and



ball.



My Bb Book

Name _____

Everything Alphabet • ©The Mailbox® Books • TEC61112

Bb is for

bat

and

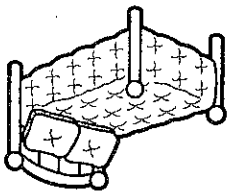

bed.

Bb is for

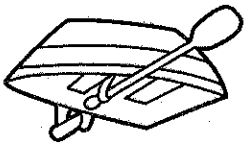

boat

and

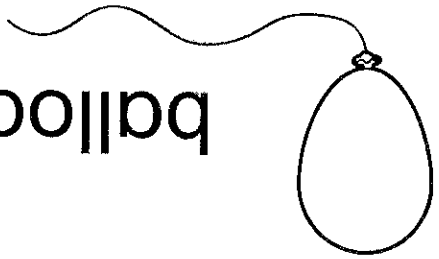

balloon.

Fold-and-Go Booklet: To make a booklet, cut on the bold line. Fold along the thin horizontal line (keeping the programming to the outside) and then fold along the thin vertical line (keeping the cover to the outside).

The B Tree

Circle each B.





C



C

Cc is for

carrot

and



candy.

My Cc Book



Name _____

Everything Alphabet • ©The Mailbox® Books • TEC61112

Cc is for

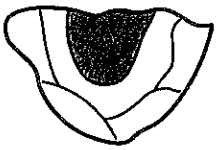

cave

and

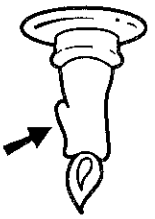

candle.

Cc is for

cat

and

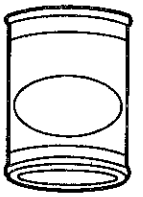

can.

Fold-and-Go Booklet: To make a booklet, cut on the bold line. Fold along the thin horizontal line (keeping the programming to the outside) and then fold along the thin vertical line (keeping the cover to the outside).

The C Tree

Circle each C.







d

Dd is for



duck

and



dice.



My Dd Book

Name _____

Everything Alphabet • ©The Mailbox® Books • TEC61112

Dd is for

dolphin.

and

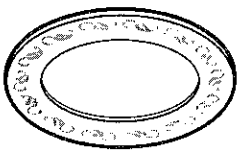

dish

Dd is for

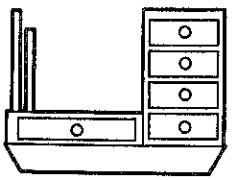

desk.

and

dog

Dd is for

Fold-and-Go Booklet: To make a booklet, cut on the bold line. Fold along the thin horizontal line (keeping the programming to the outside) and then fold along the thin vertical line (keeping the cover to the outside).

The D Tree

Circle each D.





E



e


My
Ee
Book

Name _____

Everything Alphabet • ©The Mailbox® Books • TEC61112

Ee is for

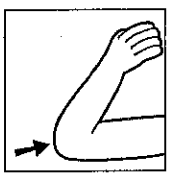

elbow

and

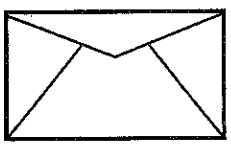

envelope.

Ee is for

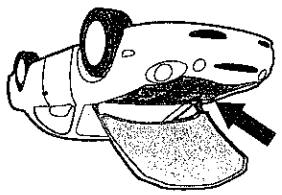

engine

and

EXIT

exit.

Ee is for

egg

and

elf.

Fold-and-Go Booklet: To make a booklet, cut on the bold line. Fold along the thin horizontal line (keeping the programming to the outside) and then fold along the thin vertical line (keeping the cover to the outside).

The E Tree

Circle each E.

E X P E

T E E W

E G E E





F



f

fox.



and

foot

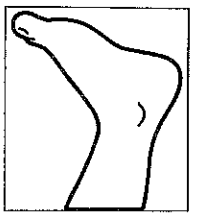

Ff is for

fire



and

fence.

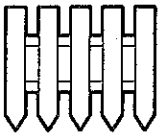

Ff is for

My Ff Book



Name _____

Everything Alphabet • ©The Mailbox® Books • TEC61112

Fold-and-Go Booklet: To make a booklet, cut on the bold line. Fold along the thin horizontal line (keeping the programming to the outside) and then fold along the thin vertical line (keeping the cover to the outside).

Name _____ Letter recognition: *F*

The F Tree

Circle each F.

F F C F

B F N F

F Q F V

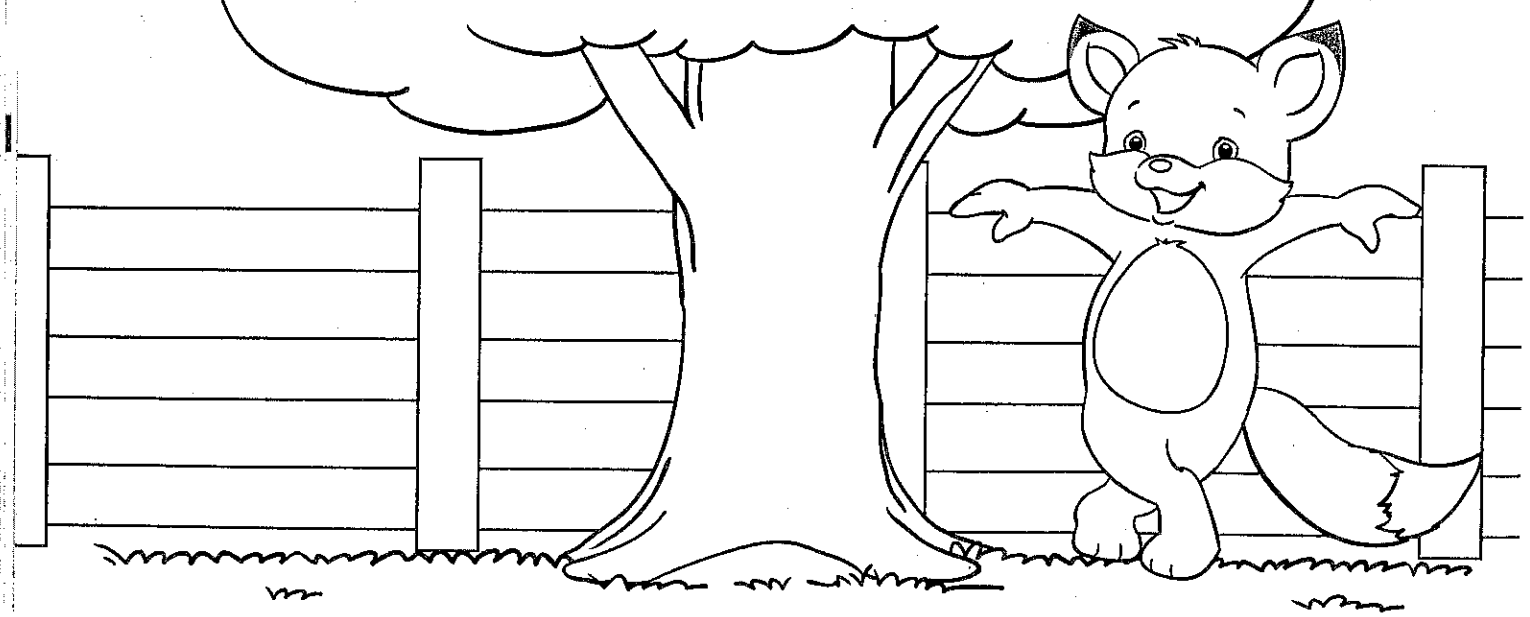



G

g

Gg is for



gift

and

guitar.

My Gg Book



Name _____

Gg is for

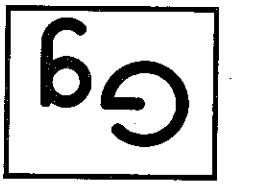

gum

and



garage.

Gg is for

gate

and

girl.

Fold-and-Go Booklet: To make a booklet, cut on the bold line. Fold along the thin horizontal line (keeping the programming to the outside) and then fold along the thin vertical line (keeping the cover to the outside).

The G Tree

Circle each G.

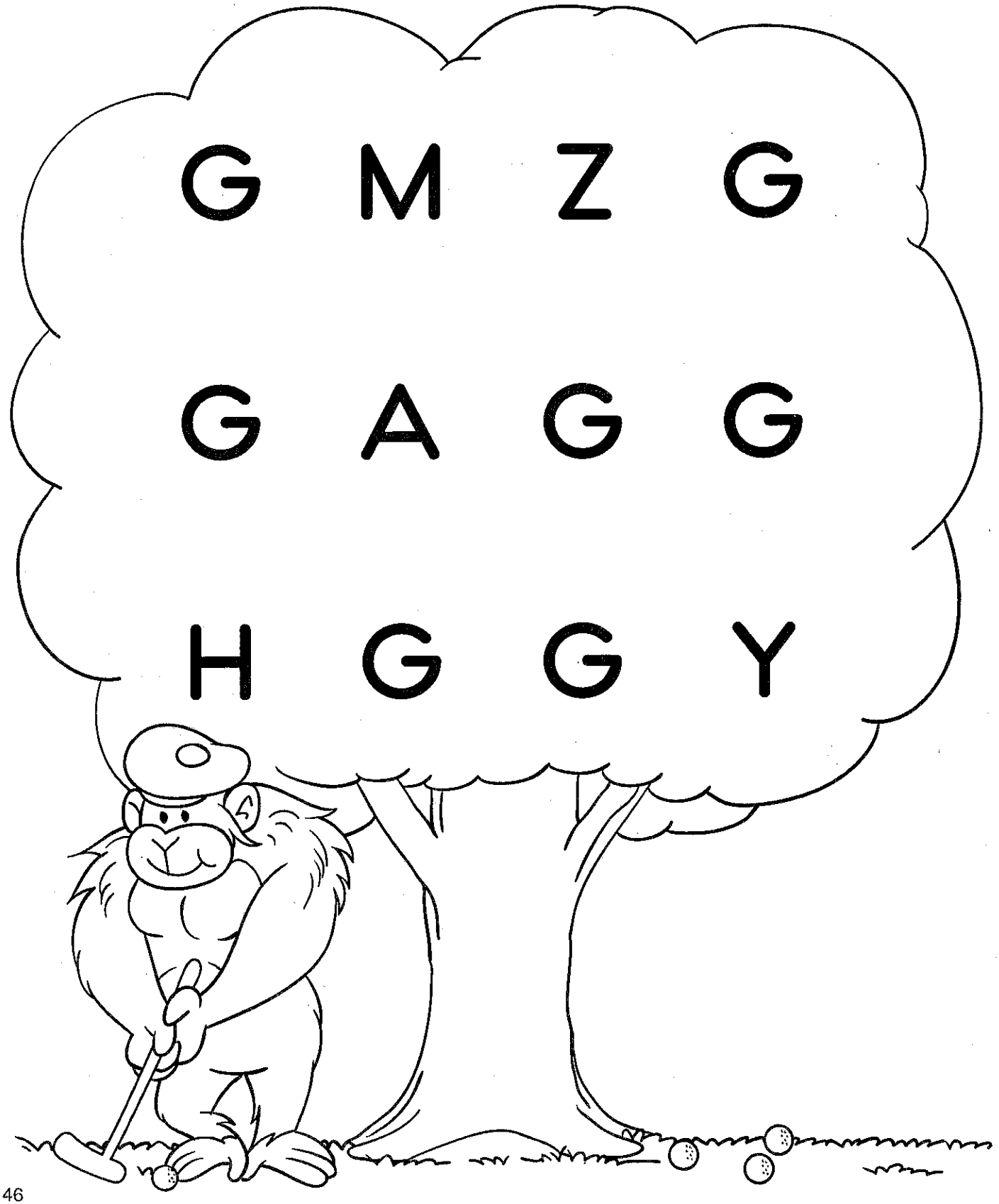





h

Hh is for

hay

and

hamster.

My Hh Book

Name _____

Everything Alphabet • ©The Mailbox® Books • TEC61112

Hh is for

helmet

and

hippo.

Hh is for

hen

and

horn.

Fold-and-Go Booklet: To make a booklet, cut on the bold line. Fold along the thin horizontal line (keeping the programming to the outside) and then fold along the thin vertical line (keeping the cover to the outside).

The H Tree

Circle each H.

H H B H

D H H X

H O S H

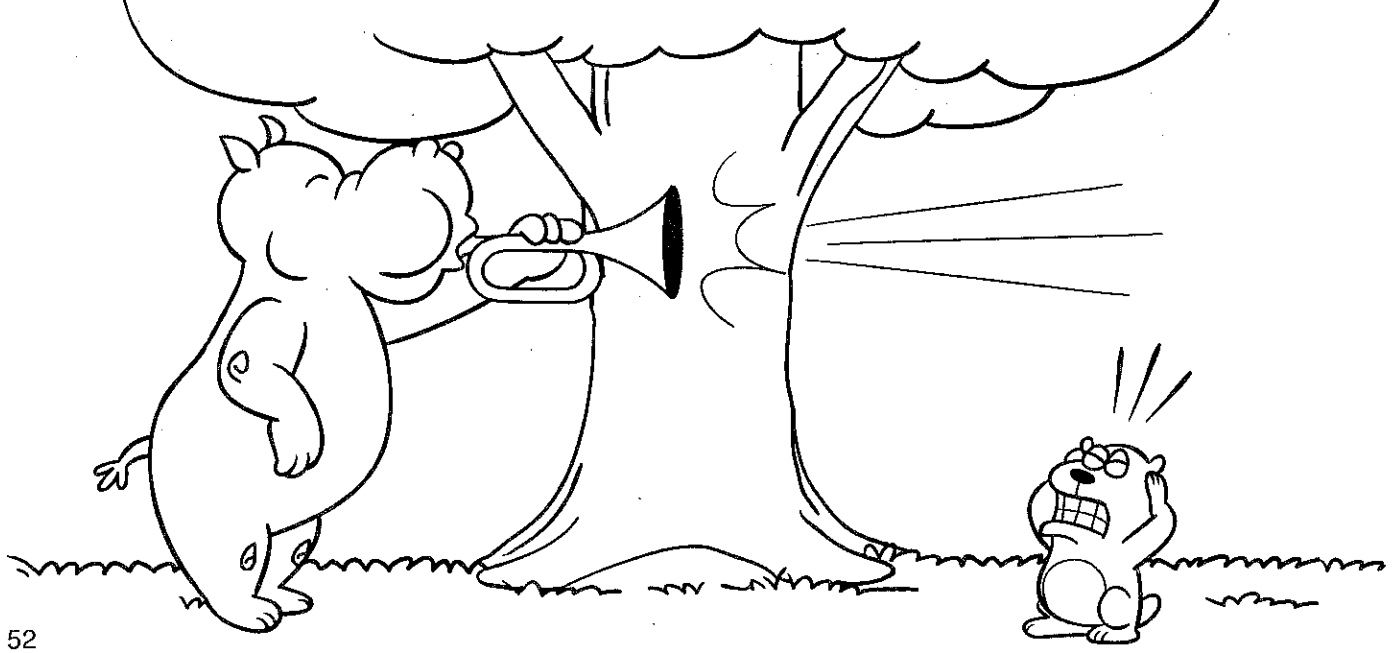

H



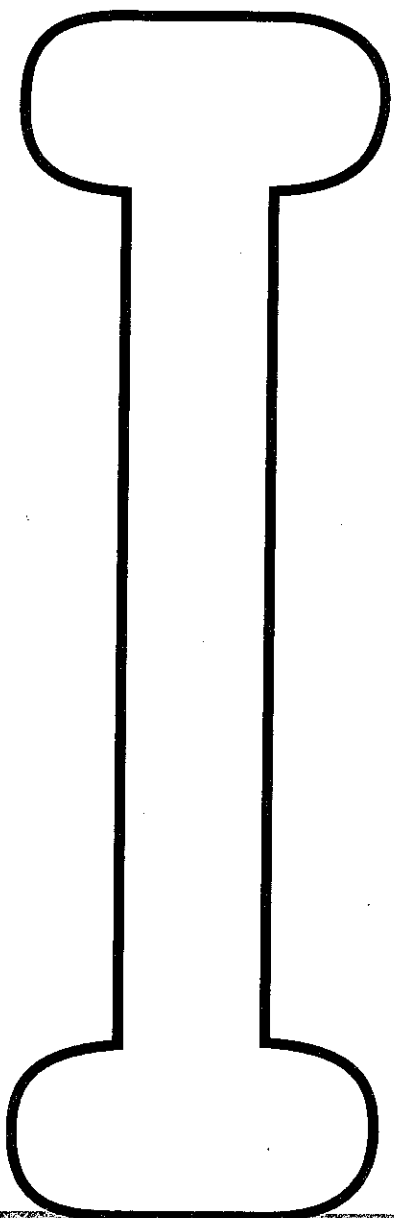



i

My Ii Book

Name _____

Everything Alphabet • ©The Mailbox® Books • TEC61112

Ii is for

in

and

inchworm.

Ii is for

inch

and

iguana.

Ii is for

instruments.

Fold-and-Go Booklet: To make a booklet, cut on the bold line. Fold along the thin horizontal line (keeping the programming to the outside) and then fold along the thin vertical line (keeping the cover to the outside).

Name _____ Letter recognition: *I*

The I Tree

Circle each I.





J


JAM

Jj is for

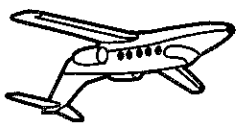

jet

and



jump.

Jj is for



jar

and

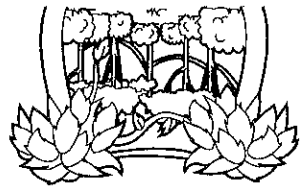

jungle.

Jj is for



jeep

and

juggler.



My Jj Book

Name _____

Everything Alphabet • ©The Mailbox® Books • TEC61112

Fold-and-Go Booklet: To make a booklet, cut on the bold line. Fold along the thin horizontal line (keeping the programming to the outside) and then fold along the thin vertical line (keeping the cover to the outside).

Name _____ Letter recognition: *J*

The J Tree

Circle each J.

J A J M

D J J J

J Y E J

J



K



k

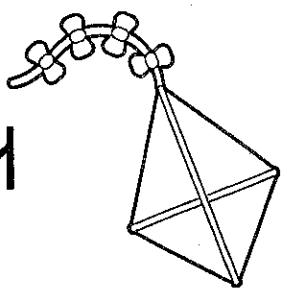

kite.

and



key

Kk is for

kitten.



and

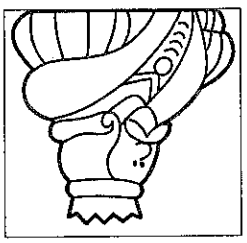

king

Kk is for

My Kk Book

Name _____

Everything Alphabet • ©The Mailbox® Books • TEC61112

Kk is for

koala

and

kick.

Fold-and-Go Booklet: To make a booklet, cut on the bold line. Fold along the thin horizontal line (keeping the programming to the outside) and then fold along the thin vertical line (keeping the cover to the outside).

The K Tree

Circle each K.

K K I K

K H K A

S K K T

L



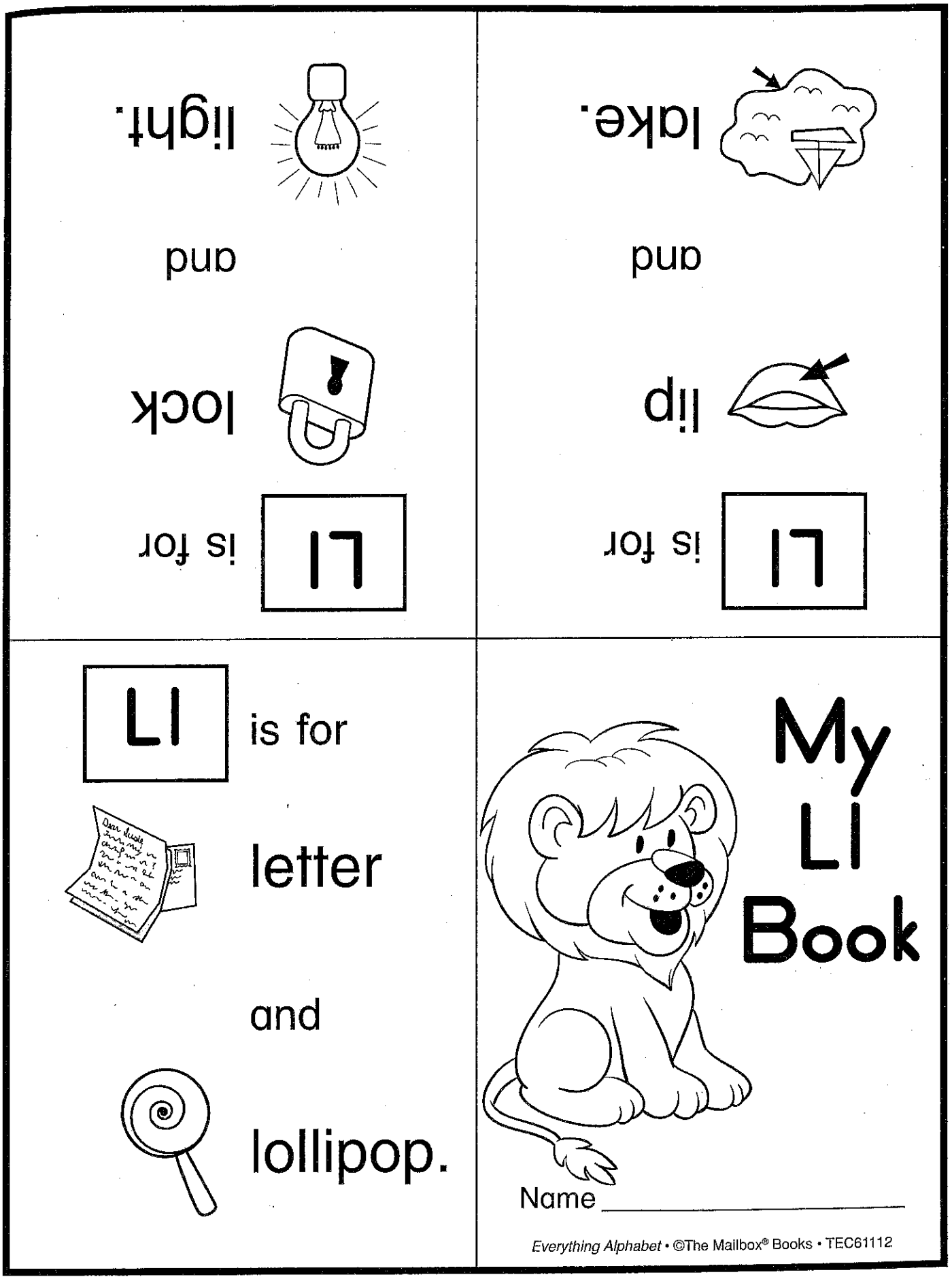

Fold-and-Go Booklet: To make a booklet, cut on the bold line. Fold along the thin horizontal line (keeping the programming to the outside) and then fold along the thin vertical line (keeping the cover to the outside).

The L Tree

Circle each L.

L S L K

B L Z L

L L X L



M



m

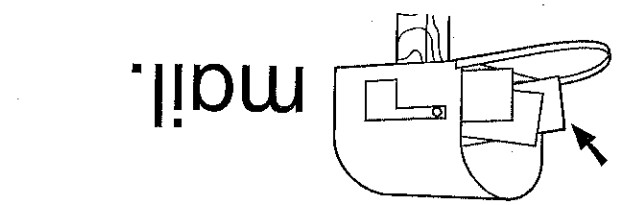

mail.

and

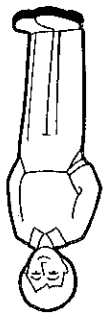

man

Mm is for

mouse.

and

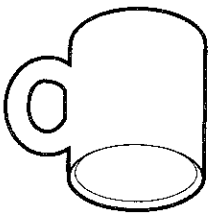

mug

Mm is for



My Mm Book

Name _____

Everything Alphabet • ©The Mailbox® Books • TEC61112

Mm is for

muffin

and



motorcycle.

Fold-and-Go Booklet: To make a booklet, cut on the bold line. Fold along the thin horizontal line (keeping the programming to the outside) and then fold along the thin vertical line (keeping the cover to the outside).

The M Tree

Circle each M.

M Z T M

D M M F

M H M M

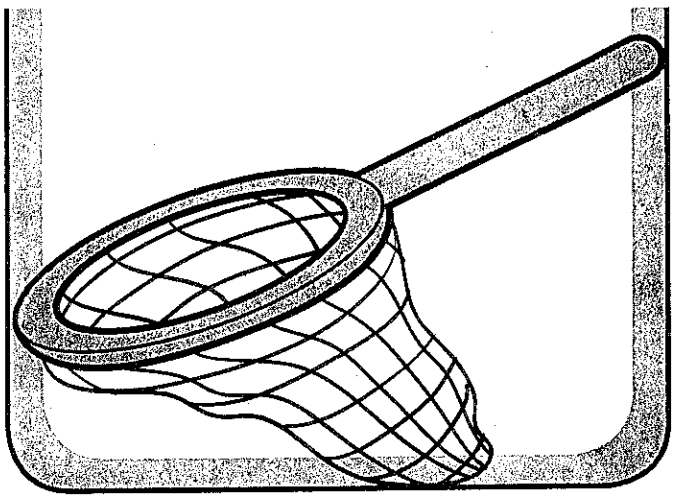

N



n

Nn is for

note.

and

nut

Nn is for

nail.

and

nap

Nn is for

necklace.

My Nn Book

Name _____

Everything Alphabet • ©The Mailbox® Books • TEC61112

Fold-and-Go Booklet: To make a booklet, cut on the bold line. Fold along the thin horizontal line (keeping the programming to the outside) and then fold along the thin vertical line (keeping the cover to the outside).

The N Tree

Circle each N.

R N L N

N Y N N

A N N C

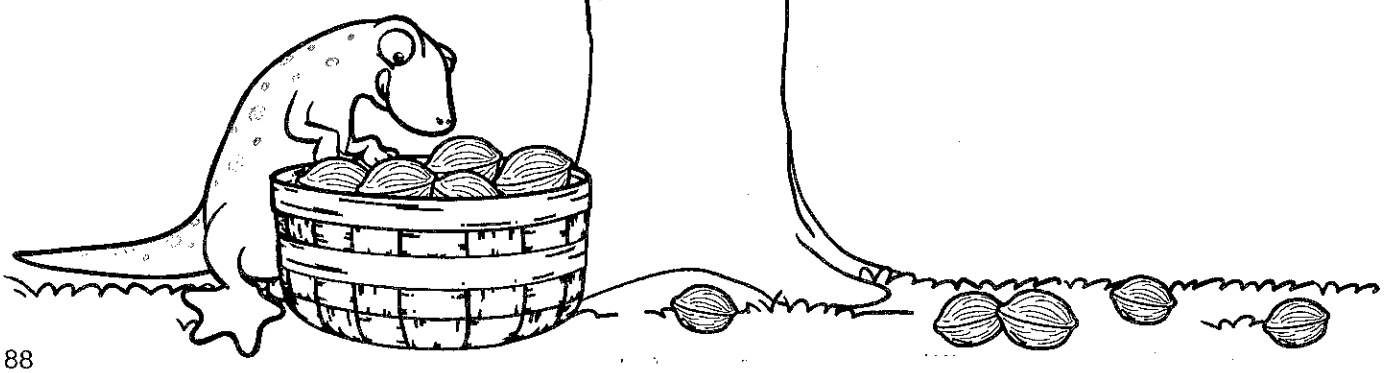



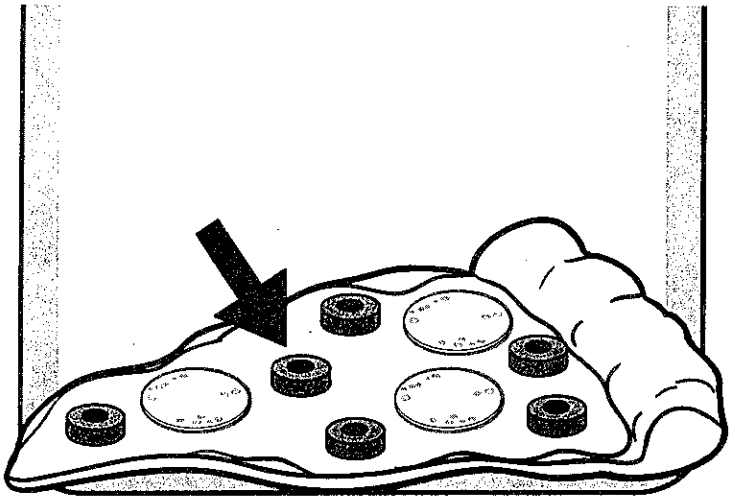

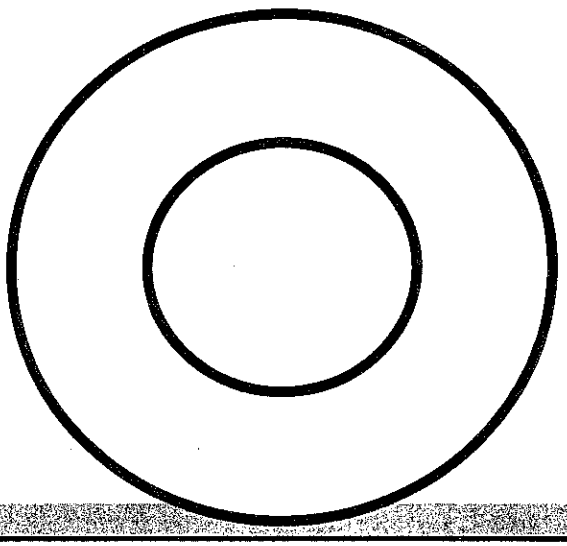

My Oo Book



Name _____

Everything Alphabet • ©The Mailbox® Books • TEC61112

Oo is for



ox

and

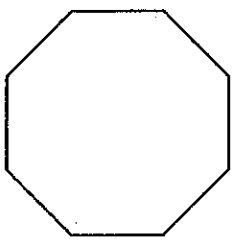

octagon.

Oo is for

olive

and

otter.

Oo is for

on

and

off.

Fold-and-Go Booklet: To make a booklet, cut on the bold line. Fold along the thin horizontal line (keeping the programming to the outside) and then fold along the thin vertical line (keeping the cover to the outside).

The O Tree

Circle each O.

O P O Z

X O G O

O O I O





P



p

Everything Alphabet • ©The Mailbox® Books • TEC61112

Fold-and-Go Booklet: To make a booklet, cut on the bold line. Fold along the thin horizontal line (keeping the programming to the outside) and then fold along the thin vertical line (keeping the cover to the outside).

Name _____ Letter recognition: *P*

The P Tree

Circle each P.

P O P P

S P P V

P C K P





Q

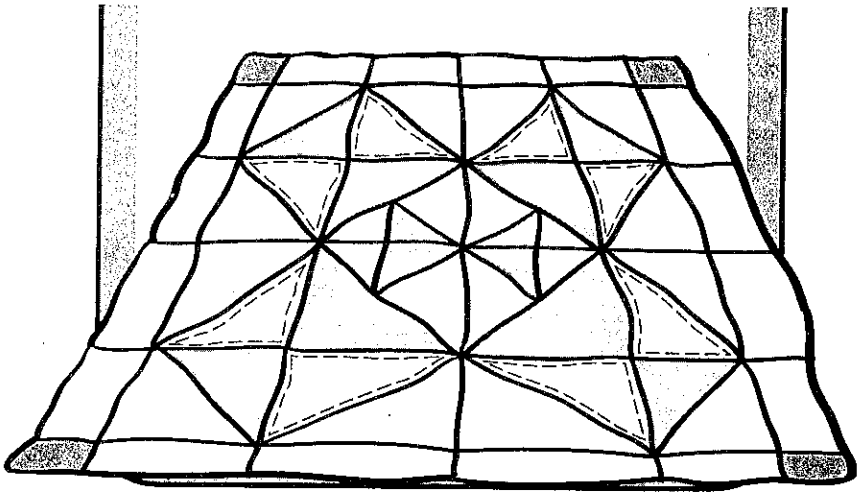

Qq is for quiet and question mark.



Qq is for quail and quarter.



Qq is for quilt and quack.

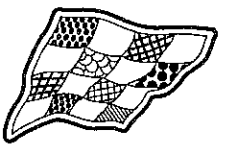

My Qq Book

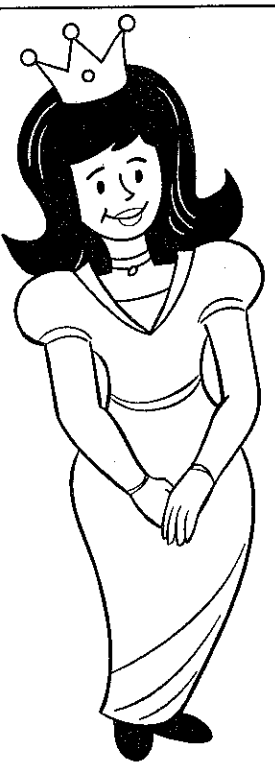

Name _____

Everything Alphabet • ©The Mailbox® Books • TEC61112

Fold-and-Go Booklet: To make a booklet, cut on the bold line. Fold along the thin horizontal line (keeping the programming to the outside) and then fold along the thin vertical line (keeping the cover to the outside).

The Q Tree

Circle each Q.

Q A Q E

S Q L Q

Q N Q Q



R

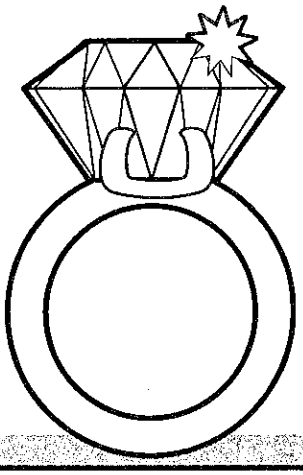

ر

Rr is for rain and ram.

Rr is for rocket and rose.



Rr is for rug and rabbit.

My Rr Book



Name _____

Everything Alphabet • ©The Mailbox® Books • TEC61112

Fold-and-Go Booklet: To make a booklet, cut on the bold line. Fold along the thin horizontal line (keeping the programming to the outside) and then fold along the thin vertical line (keeping the cover to the outside).

The R Tree

Circle each R.

R T M R

U R R R

R O R F





S

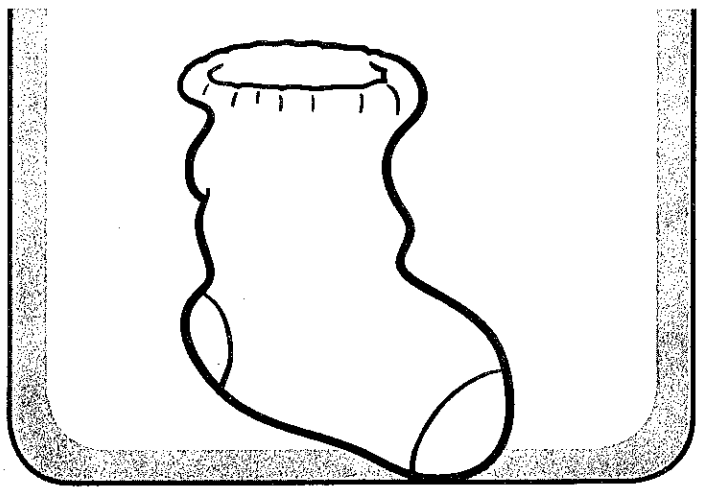

S

sick.

and

sad

is for **Ss**

seal.

and

soap

is for **Ss**

Ss is for

sing

and

sandwich.

My Ss Book

Name _____

Everything Alphabet • ©The Mailbox® Books • TEC61112

Fold-and-Go Booklet: To make a booklet, cut on the bold line. Fold along the thin horizontal line (keeping the programming to the outside) and then fold along the thin vertical line (keeping the cover to the outside).

The S Tree

Circle each S.





T



Tt is for tiger and toaster.

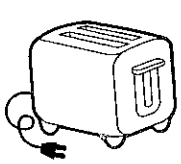

Tt is for tape and tail.

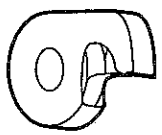

Tt is for tub and tie.

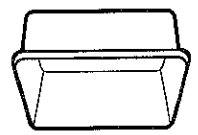

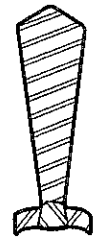

My Tt Book



Name _____

Everything Alphabet • ©The Mailbox® Books • TEC61112

Fold-and-Go Booklet: To make a booklet, cut on the bold line. Fold along the thin horizontal line (keeping the programming to the outside) and then fold along the thin vertical line (keeping the cover to the outside).

The T Tree

Circle each T.





U

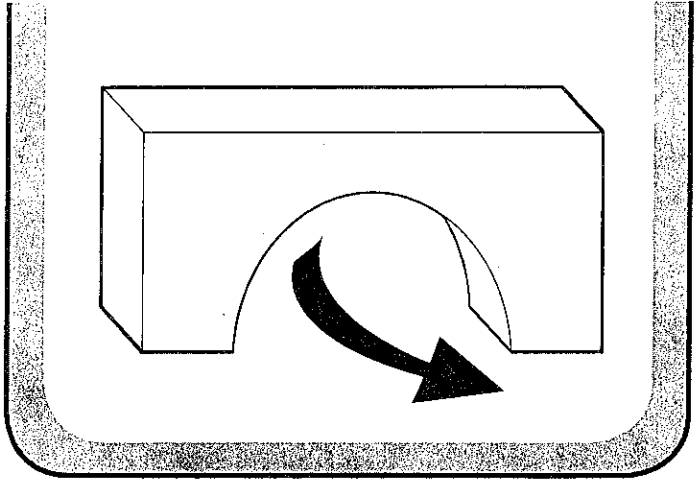

u

Uu is for

unlock.

and

umpire

Uu is for

under.

and

unroll

Uu is for

up

and

unzip.

My Uu Book

Name _____

Everything Alphabet • ©The Mailbox® Books • TEC61112

Fold-and-Go Booklet: To make a booklet, cut on the bold line. Fold along the thin horizontal line (keeping the programming to the outside) and then fold along the thin vertical line (keeping the cover to the outside).

The U Tree

Circle each U.

U X U L

G U U U

U D U F

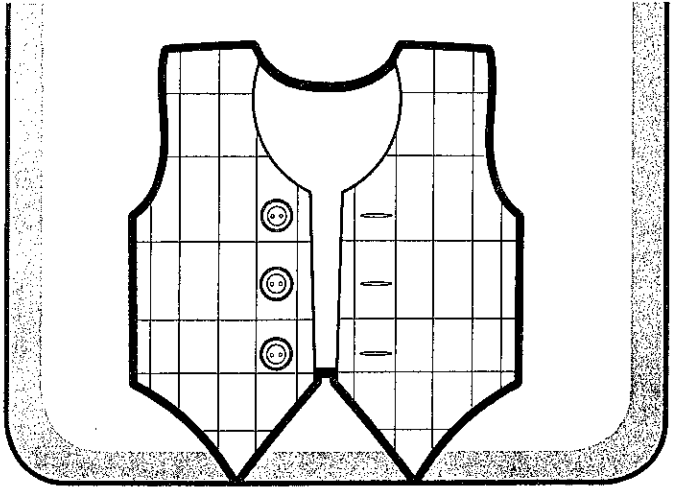

V



V

My Vv Book

Name _____

Everything Alphabet • ©The Mailbox® Books • TEC61112

Vv is for vacuum and vulture.

Vv is for van and vine.

Vv is for vest and valentine.

Fold-and-Go Booklet: To make a booklet, cut on the bold line. Fold along the thin horizontal line (keeping the programming to the outside) and then fold along the thin vertical line (keeping the cover to the outside).

The V Tree

Circle each V.

V Z V H

T V E V

V I V V





W



W

My Ww Book

Name _____

Fold-and-Go Booklet: To make a booklet, cut on the bold line. Fold along the thin horizontal line (keeping the programming to the outside) and then fold along the thin vertical line (keeping the cover to the outside).

The W Tree

Circle each W.



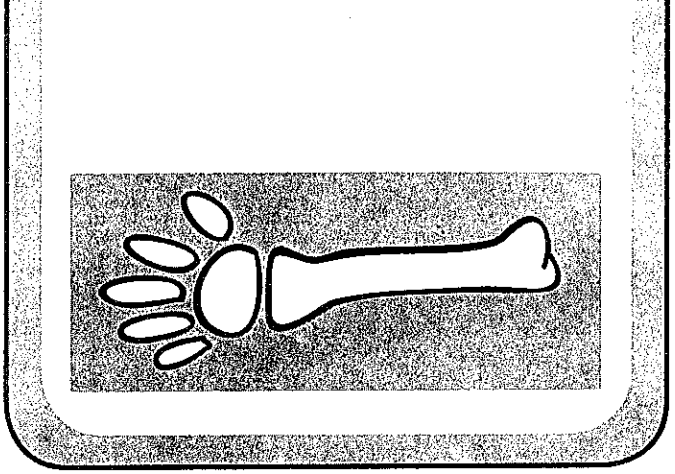





dog.

of a

an

Xx is for

cat.

of a

an

Xx is for

My Xx Book

x-ray

Name _____

fish.

Fold-and-Go Booklet: To make a booklet, cut on the bold line. Fold along the thin horizontal line (keeping the programming to the outside) and then fold along the thin vertical line (keeping the cover to the outside).

The X Tree

Circle each X.

X Z X A

D X J X

X X C X

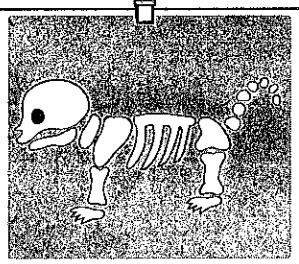







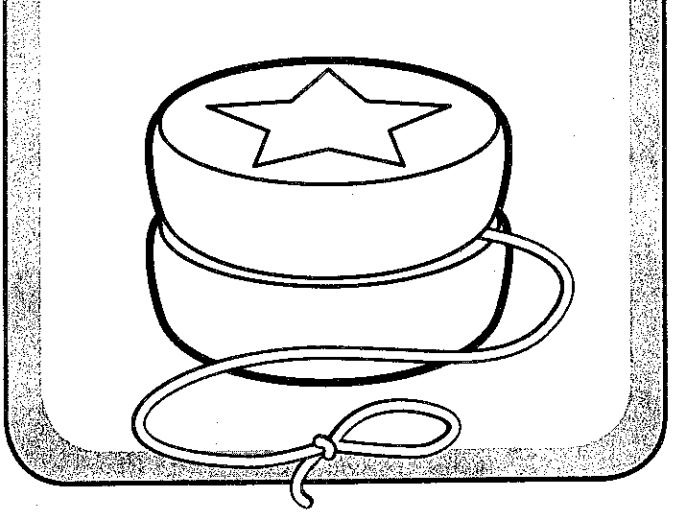

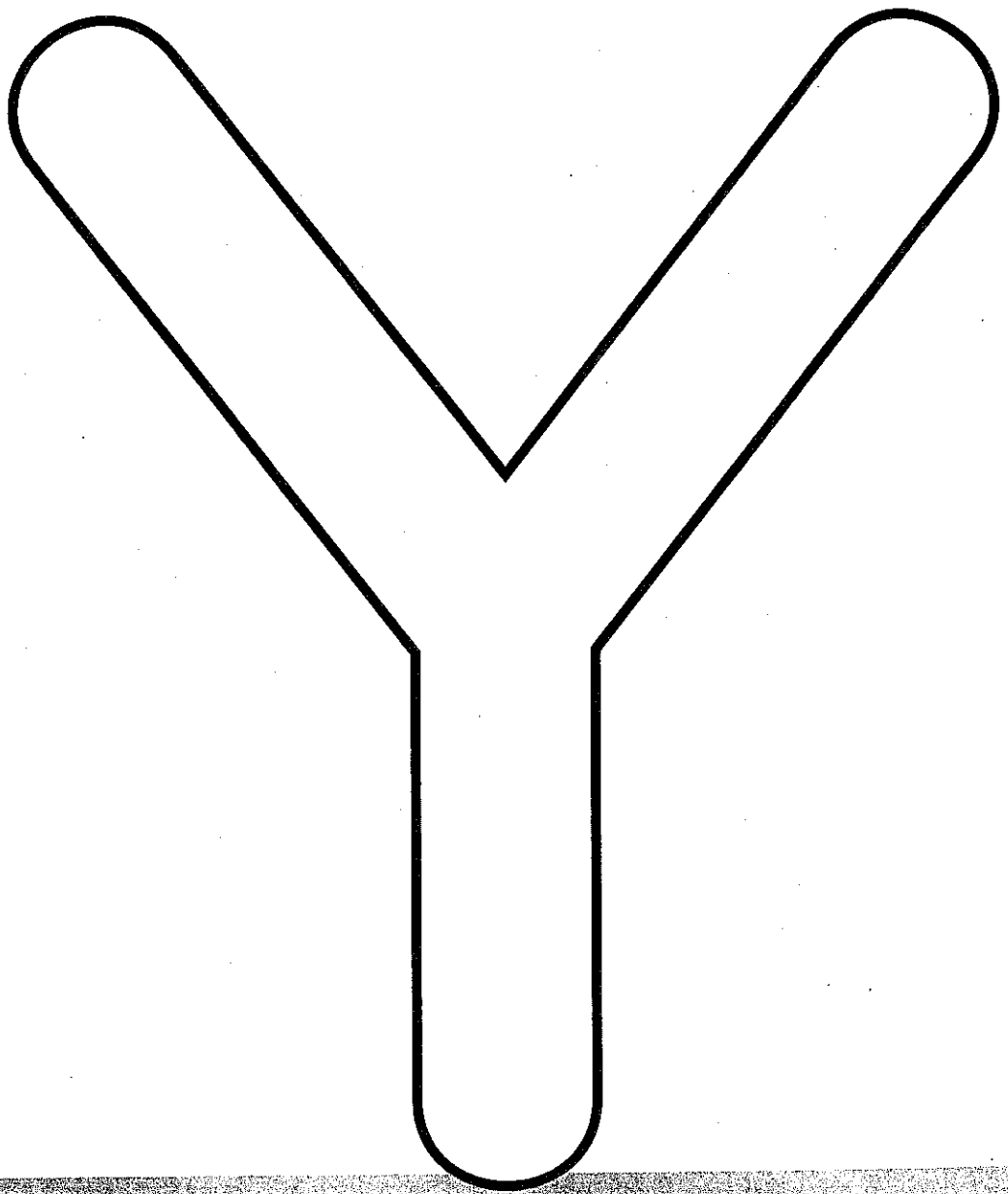

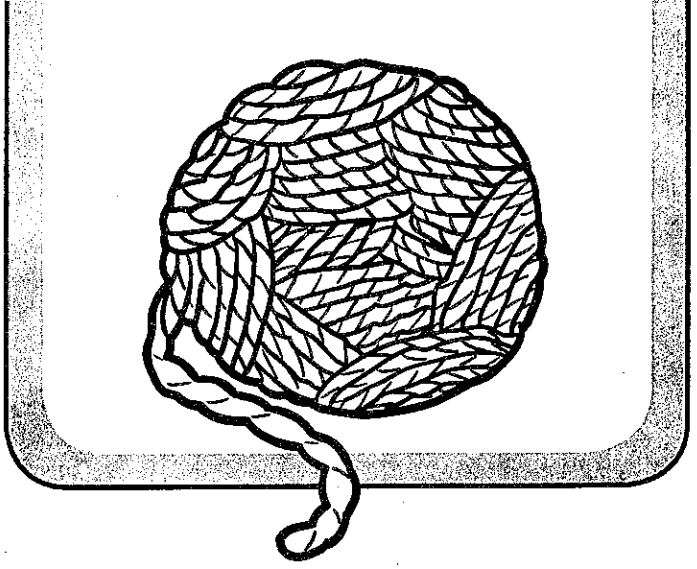

Y

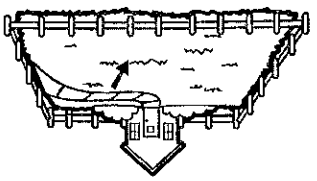

yard.

and



yak

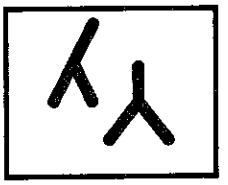

is for

Yy

yuck.

and

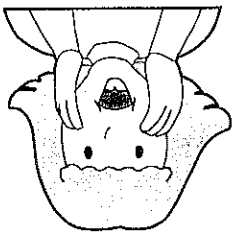

yell

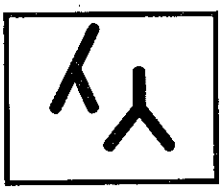

is for

Yy

My Yy Book

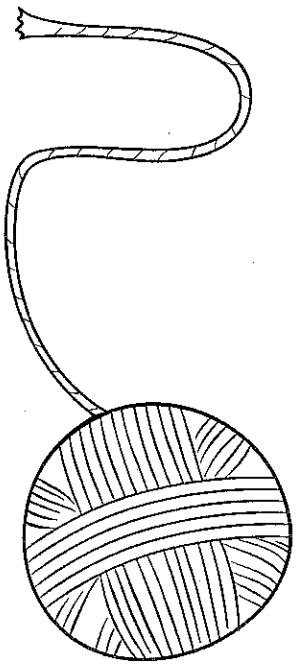

Name _____

Everything Alphabet • ©The Mailbox® Books • TEC61112

Yy is for



yo-yo

and

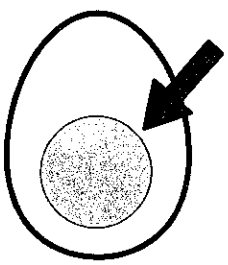

yolk.

Fold-and-Go Booklet: To make a booklet, cut on the bold line. Fold along the thin horizontal line (keeping the programming to the outside) and then fold along the thin vertical line (keeping the cover to the outside).

The Y Tree

Circle each Y.



Z

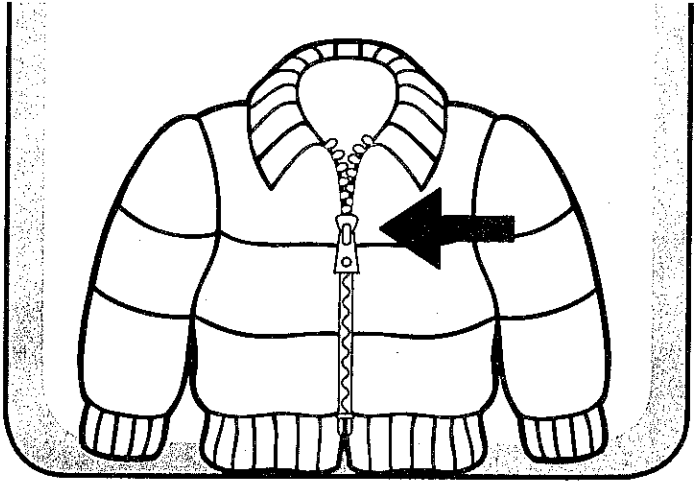

Z

Zz is for

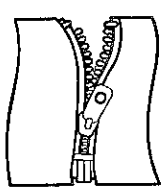

zipper

and



zoo.



My Zz Book

Name _____

Everything Alphabet • ©The Mailbox® Books • TEC61112

Zz is for

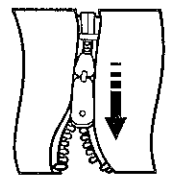

zip

and

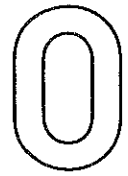

zero.

Zz is for

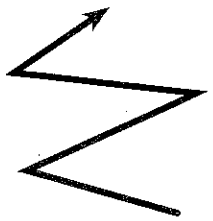

zigzag

and

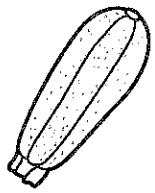

zucchini.

Fold-and-Go Booklet: To make a booklet, cut on the bold line. Fold along the thin horizontal line (keeping the programming to the outside) and then fold along the thin vertical line (keeping the cover to the outside).

The Z Tree

Circle each Z.

Z X Z T

Z Z D Z

L Z Z J